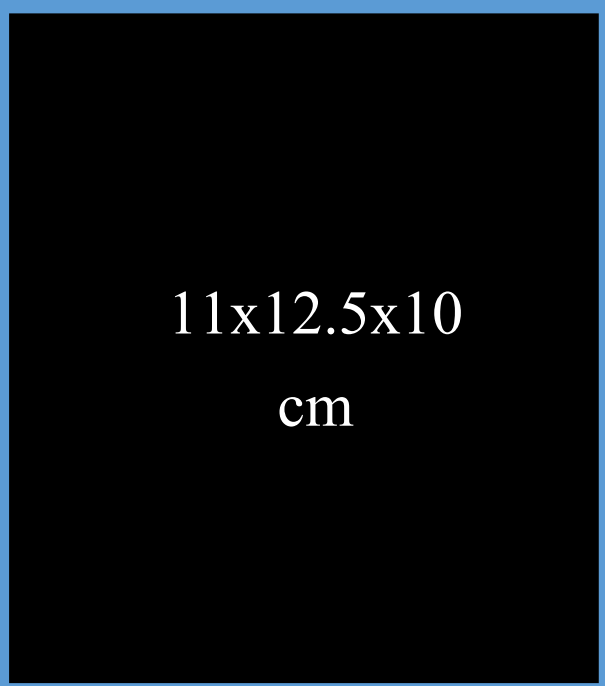
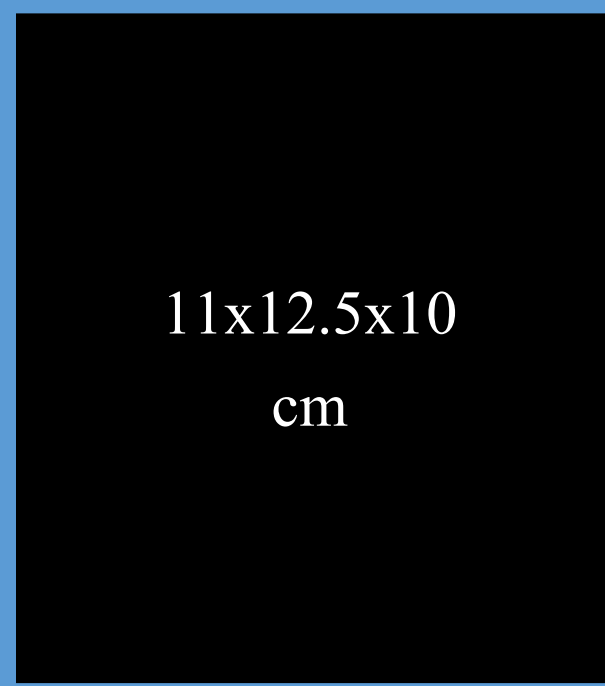


13.5x14.8x12
cm

Kích thước
tự phi 4cm



11x12.5x10
cm



11x12.5x10
cm

11x12.5x10

C cm

12x13x11
cm

12x13x11
cm



11x12.5x10
cm

Mặt trước Power Supply Chassis



Đèn báo nguồn



Công tắc nguồn


Mặt sau Power Supply Chassis



Jack nguồn vào




Cầu chì



Nguồn ra

Mặt trước Ampli Chassis



Đồng hồ mA




Selector




Volume


Mặt sau Ampli Chassis



Nguồn vào



Cọc loa



Tín hiệu

